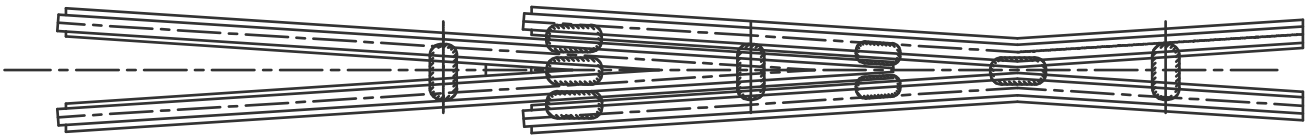




**P R O D U C T S**

**RAILWAY TRACK MATERIALS**

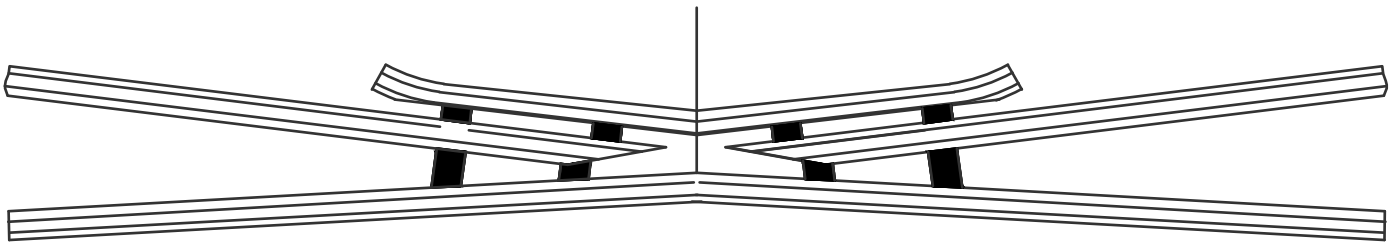
**BUILT UP CROSSING ACUTE**



BUILT UP ACUTE CROSSING				
SL. NO.	X'ING ANGLE	RAIL	LAYOUT	DRG. NO.
1	1 IN 8 ½	90 R	STEEL	TA-20812
2	1 IN 8 ½	90 R	WOODEN	TA-20111
3	IN 8 ½	52 KG	STEEL	TA-20806
4	IN 8 ½	52 KG	WOODEN	TA-20105
5	IN 12	52 KG	STEEL	TA-20803
6	IN 12	52 KG	WOODEN	TA-5269 (M)
7	IN 7	60 KG	STEEL	TA-2259
8	1 IN 8 ½	60 KG	STEEL	



**BUILT UP CROSSING OBTUSE**



BUILT UP OBSTUSE CROSSING					
SL.NO.	X'ING ANGLE	RAIL	LAYOUT	REMARK	DRG. NO.
1	1 IN 8 1/2	90 R	STEEL	STRAIGHT	TA-20147
2	1 IN 8 1/2	52 KG	STEEL	STRAIGHT	TA-20249
3	1 IN 8 1/2	52 KG	PSC	STRAIGH	TT-5265/1
4	1 IN 8 1/2	60 KG	PSC	CURVED	RT-7034
5	1 IN 8 1/2	60 KG	PSC	STRAIGHT	RT-5958
6	1 IN 7	60 KG	STEEL	STRAIGHT	T-2232

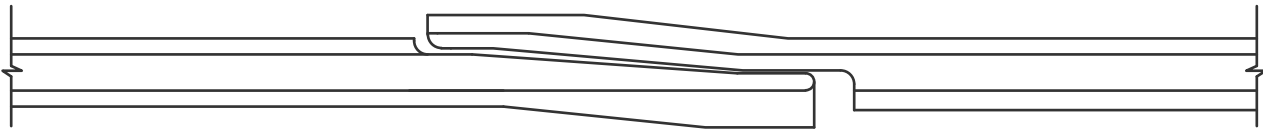




# PRODUCTS

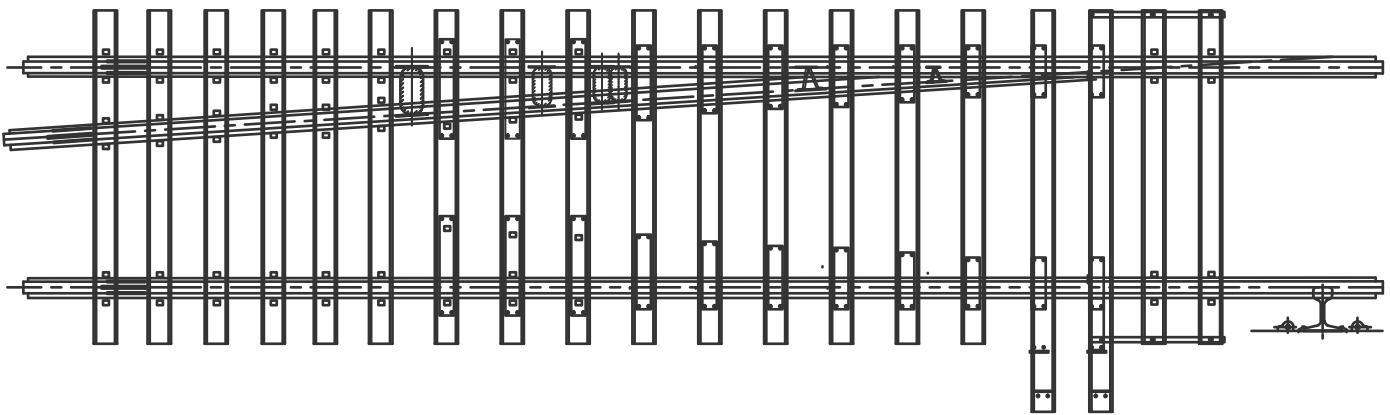
## RAILWAY TRACK MATERIALS

### SWITCH EXPANSION JOINT FOR 52KG & 60KG RAILS



SE J	
IMP SEJ WITH FITTING 52 KG	RT-6930 / 6914
IMP SEJ WITH FITTING 60 KG	RT-6922 / 6902

### DERAILING SWITCH

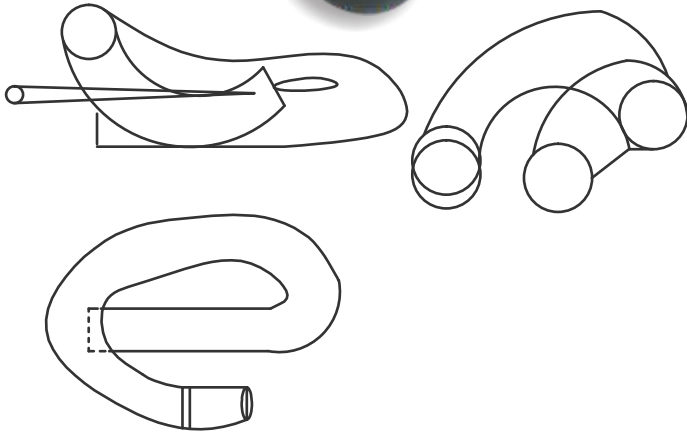


DERAILING SWITCH		
SL. NO.		
1	52 KG	T-5836
2	60 KG	T-6068

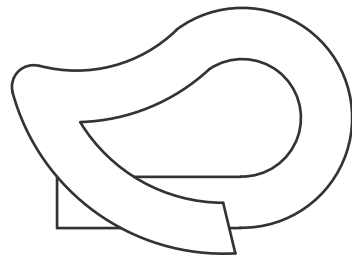


P R O D U C T S

**RAILWAY TRACK MATERIALS**

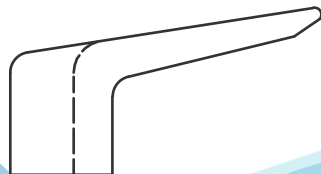
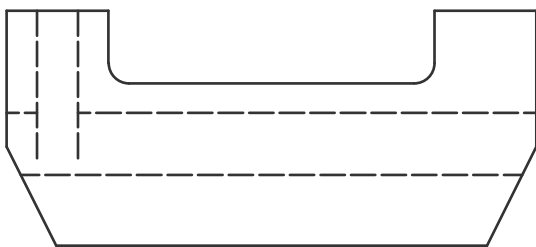
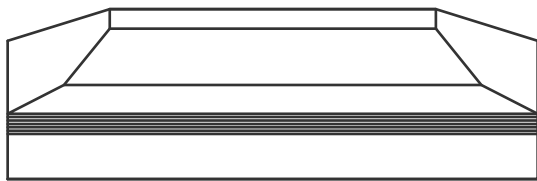


**ELASTIC RAIL CLIP 'J' TYPE**  
AS PER RDSO T-4158



**ERC CLIP**  
AS PER RDSO T-3703

**METAL LINERS**



METAL LINER	DRG. NO.
52 KG RAIL WITH 52 KG SLEEPER	T-3738
60 KG RAIL WITH 60 KG SLEEPER	T-3740
60 KG SLEEPERS WITH 52 KG RAIL	T-3741 & T-3742