

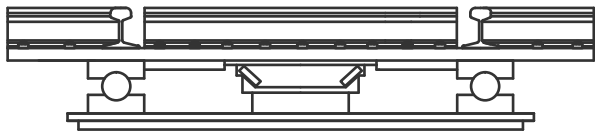
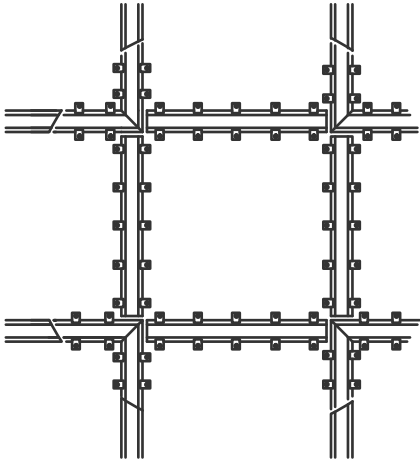


PAWAN MACHINERIES PVT. LTD.

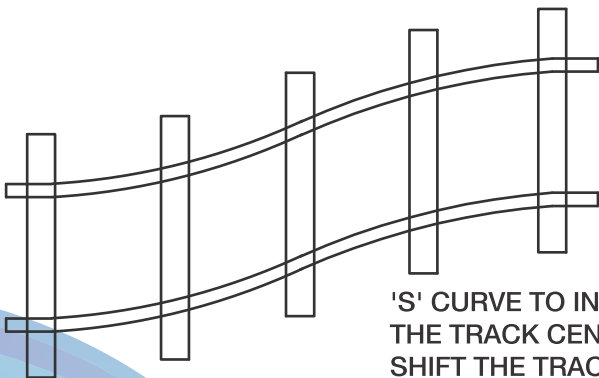

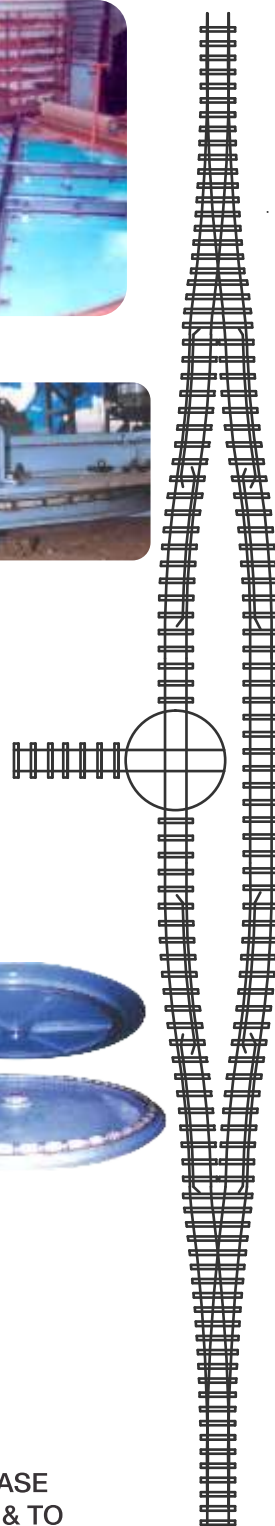


PRODUCTS

“Y” SWITCH TURN TABLE AND “S” CURVE



NON STANDARD 'Y' SWITCH (CALIFORNIA) AS PER SITE REQUIREMENT WITH ANY RAIL SECTION TURNABLE TO CHANGE THE DIRECTION OF WAGON OR ENGINE AT 360° AS PER THE SITE REQUIREMENT. TURNABLE IN TWO SECTION FOR USING IN SMALLER TUNNEL



'S' CURVE TO INCREASE THE TRACK CENTRE & TO SHIFT THE TRACK LINE